

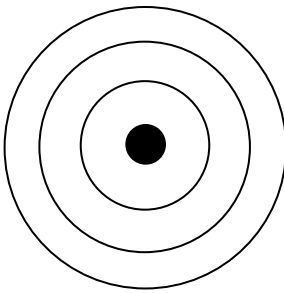
Name: _____

Date: _____

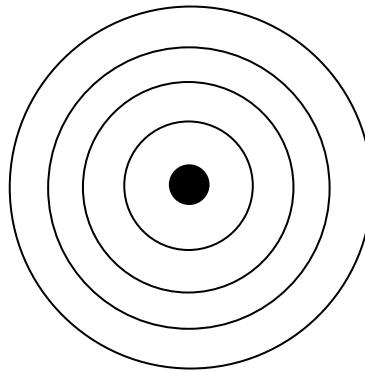
Period: _____

Bohr Model Practice


For each element, write the total number of electrons on the line. Then color the correct number of electrons for each orbit. Remember, fill the orbit closest to the nucleus first, but never exceed the number each orbit can hold. *Check the Periodic Table to find out how many electrons each element actually has.*



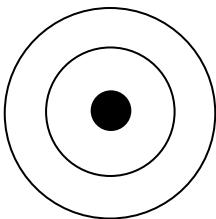
Sodium (Na) _____



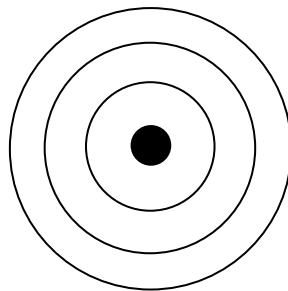
Potassium (K) _____



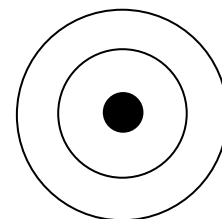
Hydrogen (H) _____



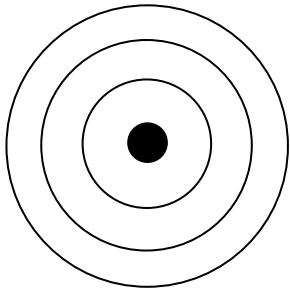
Carbon (C) _____



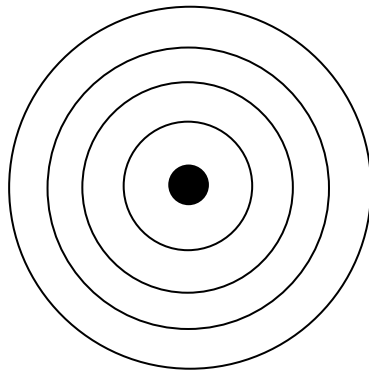
Silicon (Si) _____



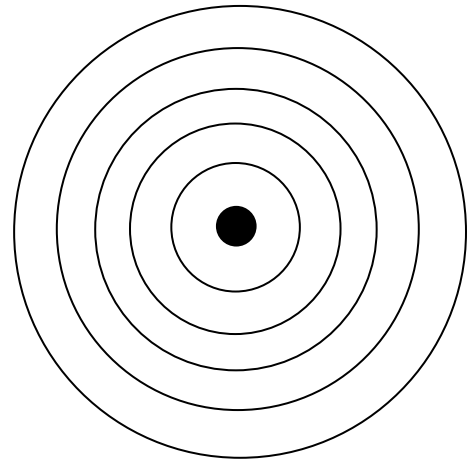
Oxygen (O) _____



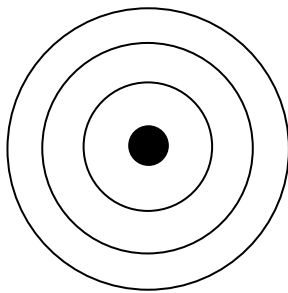
Chlorine (Cl) _____



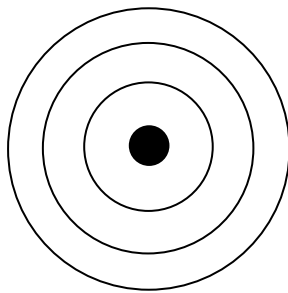
Bromine (Br) _____



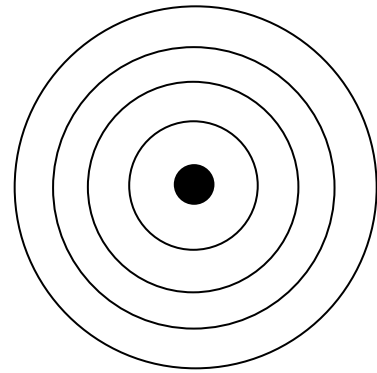
Iodine (I) _____



Argon (Ar) _____



Magnesium (Mg) _____



Calcium (Ca) _____

Now draw your own Bohr model diagrams for the following atoms:

Lithium (Li) _____

Sulfur (S) _____

Neon (Ne) _____